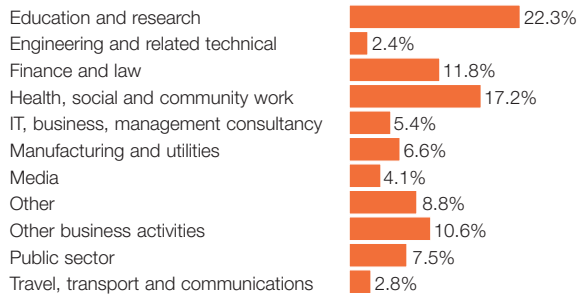


Statistics

Known destinations of graduates 2002

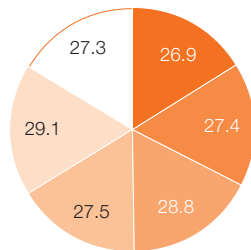


and of those employed



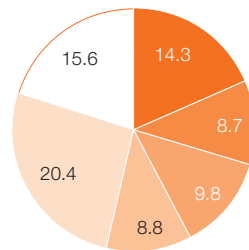
Average A-level points score, 2002 entry

Overall average: 27.6



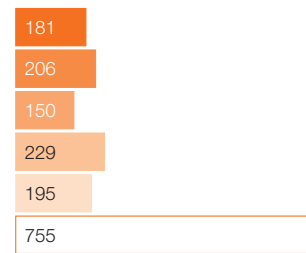
Ratio of applications to places in 2002

Overall average: 11.8



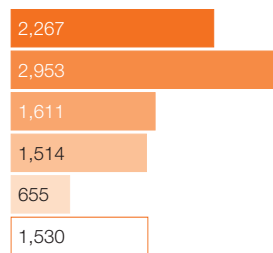
Higher degrees awarded 2002/03 by faculty

(Includes both taught & research degrees)



Full-time undergraduate students 2002/03

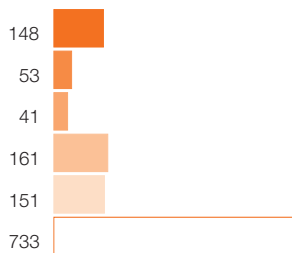
Total 10,530



Full-time postgraduate students 2002/03

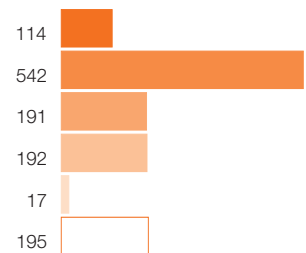
Postgraduate taught

Total 1,287



Postgraduate research

Total 1,251



Staff numbers as at 1 February 2003

	University-funded		Outside-funded*	
	F/T	P/T	F/T	P/T
Academic and related	1,477	240	928	234
Manual and related**	339	499	3	15
Secretarial and related	390	290	68	116
Technical and related	325	117	159	114
Totals	2531	1146	1158	479
Grand total: 5,314				

* eg, research staff funded by research councils, charities and industry, endowed chairs, etc

** includes trades (works and buildings)

Financial figures

The University's financial figures are available in a separate volume, *2002-2003 Financial Statements*.

For a copy, please contact:
Public Relations Office
Communications & Marketing Services
Senate House
Tyndall Avenue
Bristol BS8 1TH
Tel: 0117 928 7777
email: public-relations@bristol.ac.uk