

Locating post-16 learners in NPD and linked datasets



Dave Thomson

Education Datalab

Tw: @edudatalab

www.educationdatalab.org.uk

Locating Post-16 Learners in NPD

- What/ where they study
 - School Census 2001/02-
 - Census Learning Aims 2006/07-
 - Post-16 Learning Aims (PLAMS) 2006/07- (Census learning aims matched to subsequent attainment data)
 - Individualised Learner Record 2000/01-
 - Local authority Alternative Provision Census 2007/08-
- In employment/ NEET
 - National Client Caseload Information System (NCCIS) 2010/11-
- What they achieve
 - Key Stage 5 Performance Tables (level 3 awards)
 - Key Stage 4 Performance Tables (level 2 awards for 17 year olds)
 - ILR (for apprenticeships and some vocational awards)
 - Awarding body data (more complete coverage than Performance Tables)



Locating Post-16 Learners in NPD



**Social and ethnic inequalities in
choice available and choices made
at age 16**

**Rebecca Allen, Meenakshi
Parameshwaran and Dave
Thomson, Education Datalab**

December 2016

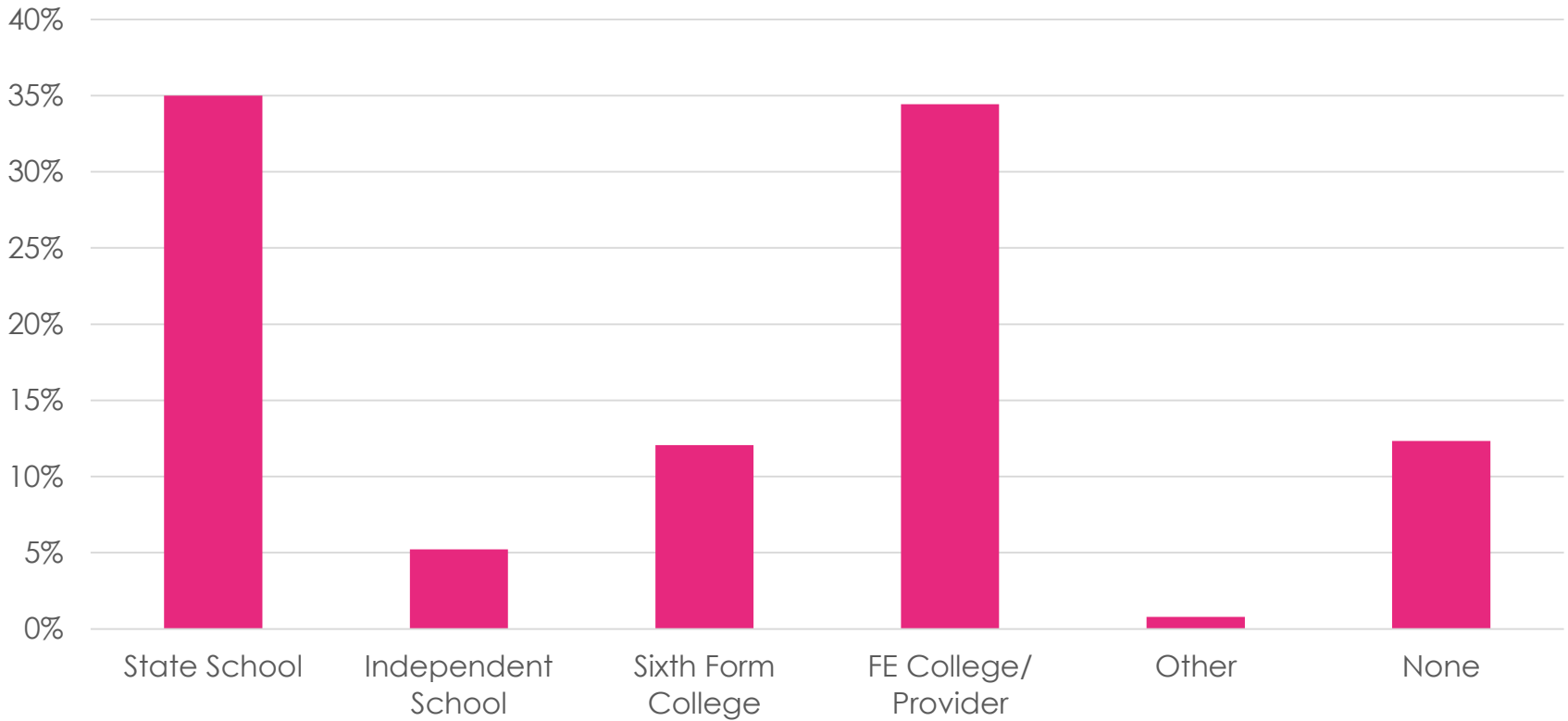
Social Mobility Commission
Sanctuary Buildings
20 Great Smith Street
London
SW1P 3BT

<https://www.gov.uk/government/publications/social-and-ethnic-inequalities-in-post-16-choices>



Type of institution attended following KS4

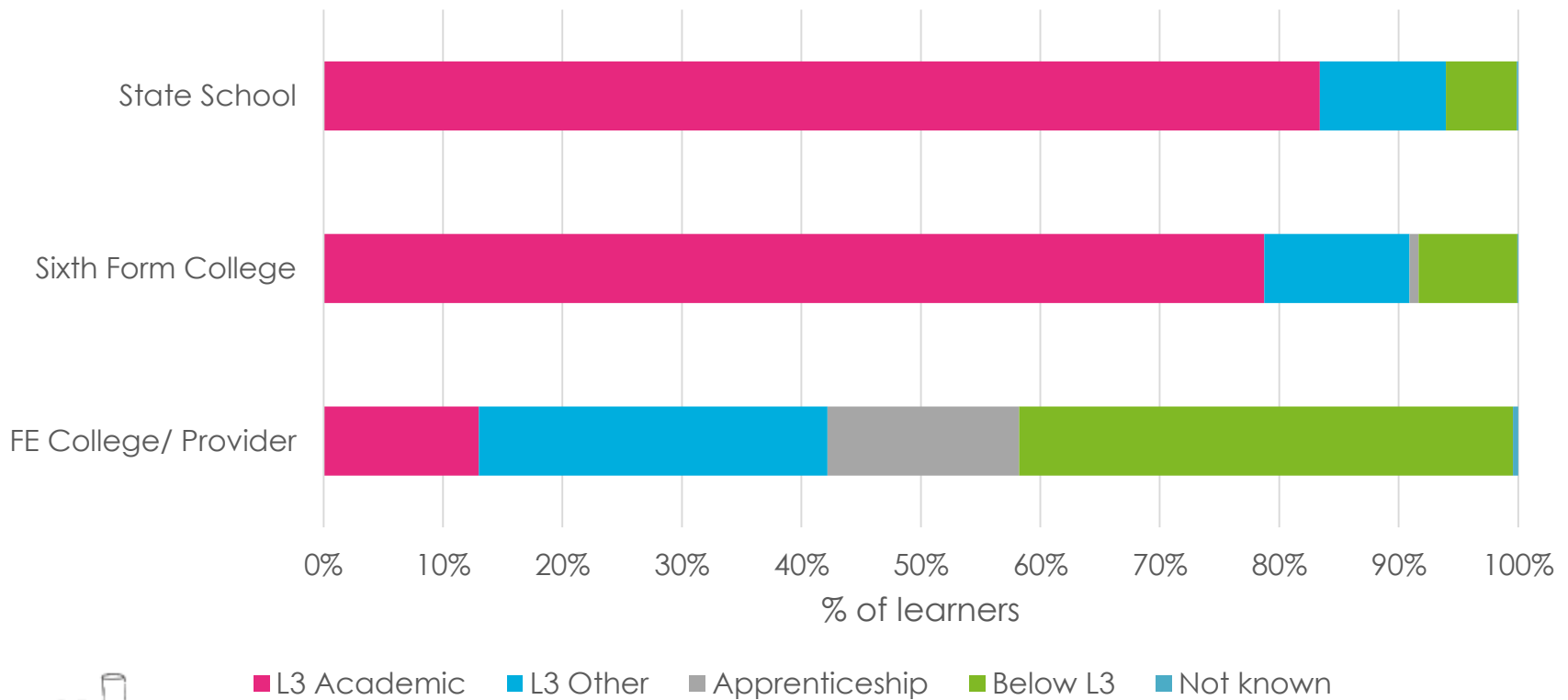
Type of institution attended, October 2010
Pupils completing Key Stage 4, 2010



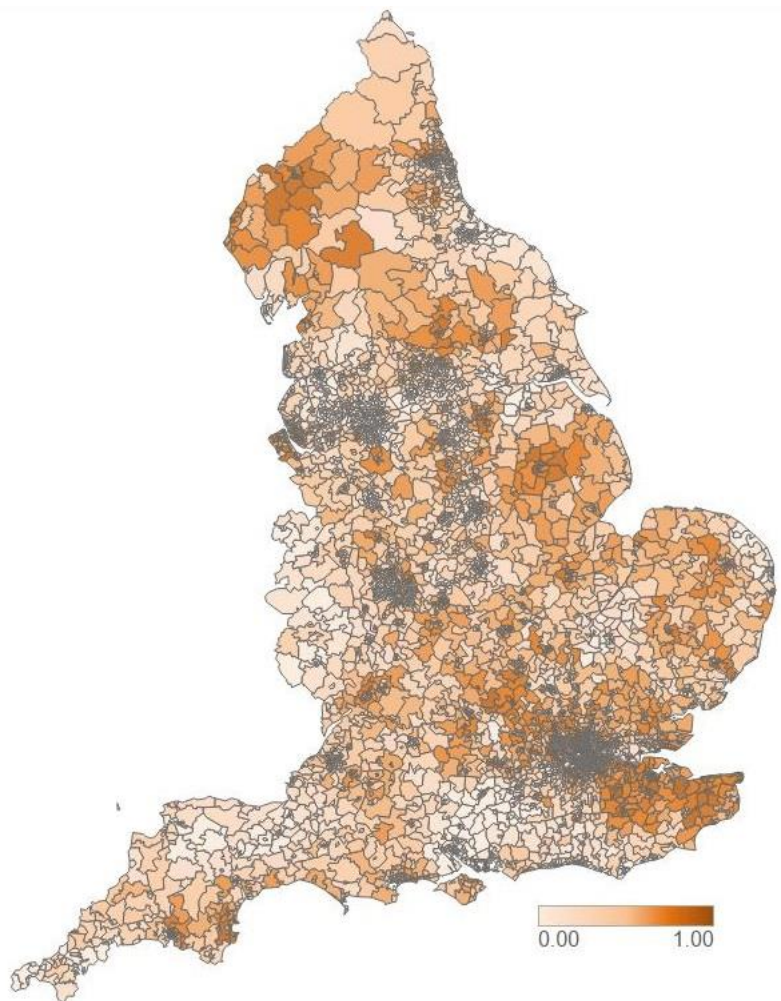
Initial Programme of Post-16 Study



Initial programme of post-16 study by institution type, October 2010
Pupils completing Key Stage 4, 2010



% learners attending school VI forms by MSOA



Key Activity Datasets

School Census	Enrolments in state schools (including special schools) and PRUs
ILR	Registrations in sixth form colleges, FE colleges, specialist colleges and private training providers. Includes apprenticeships and traineeships
NCCIS	Activities of 16 and 17 year olds recorded by local authorities around 1 November. Particularly useful for NEET/ employment etc. Until 2014/15 included activities for 16-19 year olds.



Key Census Fields

OnRoll	Identifies pupils who were on roll in a census (once per term) or who were off roll (leavers since previous census)
EnrolStatus	Current/ Main/ Subsidiary/ Guest
StartDate	Date joined the school (nb: affected by changes to MIS)
EndDate	Date left the school
LAEstab	School identifier



Key ILR Fields

Generally, inferring enrolment in FE on a given date involves working with learners' learning aims data

A_active/ p_active	Identifies learning aims that were active during the academic year for funding purposes (p_active relates to apprenticeship programmes that were active)
A27/ LearnStartDate	Start date of learning aim
A31/ LearnActEndDate	End date of learning aim (will be blank if continuing)
A34/ CompStatus	Completion Status
UKPRN	Institution identifier



What are learners studying?

- Both ILR and School Census collect learning aims
 - Not available for special schools or alternative provision
- Qualification Accreditation Numbers (QANs)
 - A09/LearnAimRef in ILR
 - QAN in PLAMS
- Start/ end dates
- Completion Status
 - A34/CompStatus in ILR
 - LearningCompletionStatus in PLAMS



Qualification Reference Data

- Sources of additional information about QANs including:
 - NQF level
 - Type of qualification (e.g. GCSE, A-level, BTEC etc.)
 - Subject
 - Guided learning hours
 - Awarding Organisation
- Ofqual Register of Regulated Qualifications
- DfE QAN web services
- ILR learning aims database



Ofqual register



The Register

Useful Links

Download Register

Give Feedback?

Search results (1) for Qualifications containing 60069430



Containing: Status: Available to learners

Sort by: Relevance | Qualification Number | Title | Sector Subject Area

Compare (0)

[Download Current Search Page](#)

Owner Organisation Name

BCS, The Chartered Institute for IT (1)

Level

Level 2 (1)

BCS Level 2 ECDL Certificate in IT Application Skills

Qualification Number: 600/6943/0

Level: Level 2

Sector Subject Area: ICT for users

Total Credits: 16

Guided Learning Hours: 120



DfE QAN Web Services



QAN Web Site

Generic QAN Data

In addition to this website, all the data supplied above, plus functionality to search QAN data, is afforded by Web Services, which are available for consumption. For information on how to consume these Web Services, please download and read the following [document](#).

Zipped Files: Clicking this button will enable you to save or download all the latest xml, xsd, and csv QWS data files

Zipped Files

Type of Data	Data in XML Format*	Data in CSV Format*	XSD file describing structure of the XML**
Current QANs	Current QAN XML	Current QAN CSV	QAN_Main_V1.1.xsd
Expired QANs	Expired QAN XML	Expired QAN CSV	QAN_Main_V1.1.xsd
Discount Codes	Discount Codes XML	Discount Codes CSV	QAN_DiscCode_V1.1.xsd
Awarding Bodies	Awarding Bodies XML	Awarding Bodies CSV	QAN_AB_V1.0.xsd
Qualification Types	Qualification Types XML	Qualification Types CSV	QAN_QualType_V1.0.xsd
MAP Codes	Map Codes XML	Map Codes CSV	QAN_Map_V1.0.xsd
Sector Subject Tier 1	SSFT1 XML	SSFT1 CSV	QAN_SSFT1_V1.1.xsd
Sector Subject Tier 2	SSFT2 XML	SSFT2 CSV	QAN_SSFT2_V1.1.xsd
Qualification Type Pts	Qualification Type Points XML	Qualification Type Points CSV	QAN_QualTypePoints_V1.2.xsd



Learning Aims Reference Service (LARS)



Home **Learning Aims**

You are here: Home ▶ Learning Aims ▶ Search results

Search results - (Teaching year 2017/2018)

Type of Learning

Units **Qualifications** Frameworks Standards

Refine your search:

Keyword or code:

60069430

Include:

- All Aims All Funded Aims
- Only the following Aims
 - 16-19 EFA
 - Adult Skills
 - Advanced Learner Loan
 - Apprenticeships
 - Community Learning
 -

1-1 of 1 records Show 250 results per page ▼

Learning Aim Ref	Learning Aim Title	NVQ Level V2	Awarding Org	Validity	16-19 EFA	Adult Skills	Advanced Learner Loan	Other	Apprenticeships	Community Learning	EFA Funding condition - English qualification validity	EFA Funding condition - Maths qualification validity	European Social Fund
60069430	Certificate in IT Application Skills (QCF)	2	BCS	From: 01/08/13 LDNS: 31/08/18 To: -	-	-	-	01/08/11	-	-	-	-	-

1-1 of 1 records Show 250 results per page ▼



Post-16 Achievements

- Census learning aims have been matched to awarding body/ Performance Tables data
 - There will be additional awards for which there are no learning aims recorded (i.e. missing learning aims)
- Not aware that ILR aims have been similarly matched
 - ILR also contains apprenticeship achievements and awards out-of-scope for awarding body data
- Achievement data for learners in independent schools who enter qualifications
- Coverage of qualifications in Performance Tables data affected by accountability changes



Effects of accountability changes



[School accountability](#)

[Exams and assessment](#)

[Pupil demographics](#)

[Admissions](#)

[Post-16 provision](#)

[Teacher careers](#)



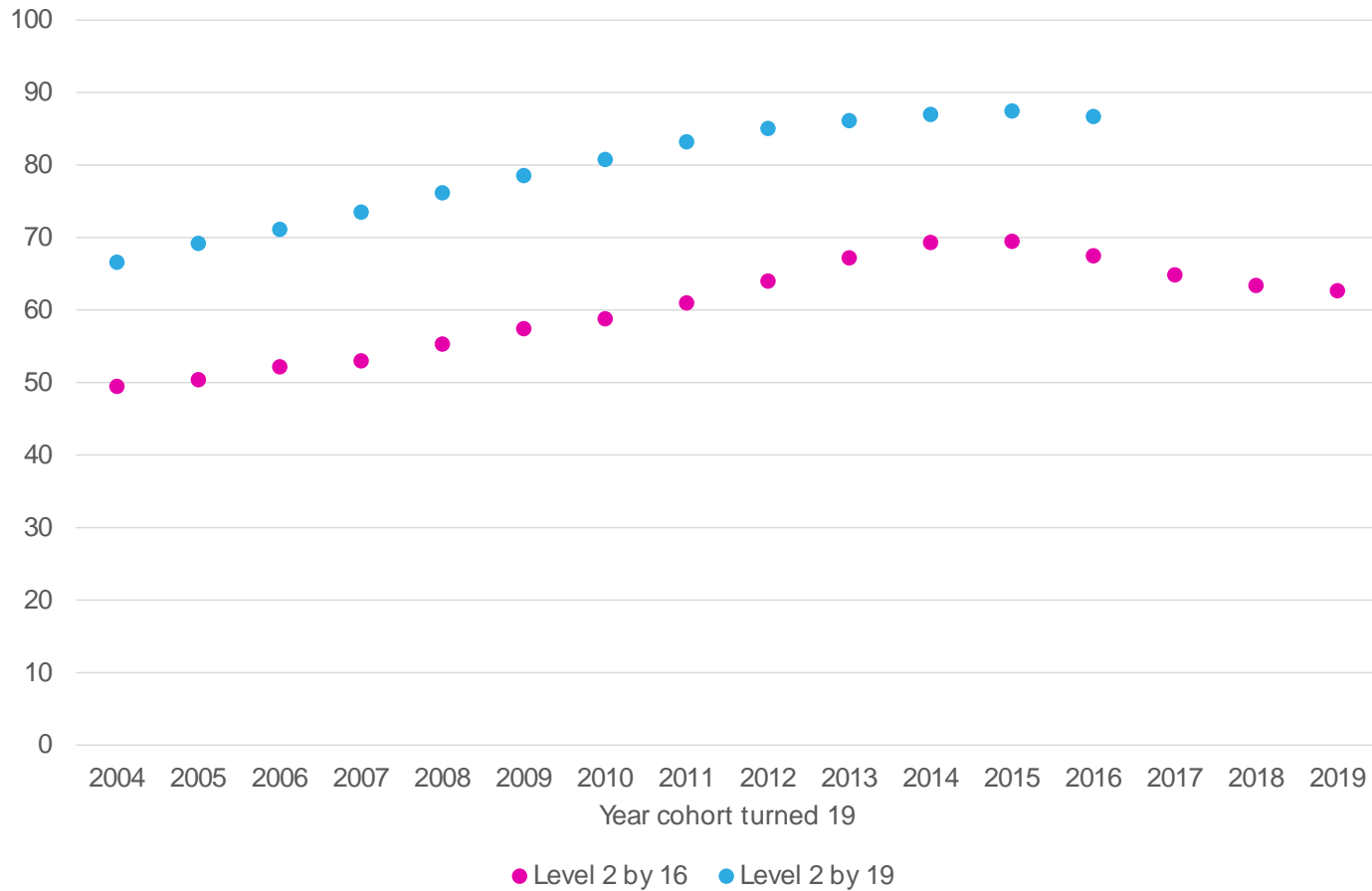
Are 19-year-olds really becoming less qualified?

By **Dave Thomson**

Aficionados of DfE Statistical First Releases (SFRs) were shocked to their very core a couple of weeks ago with the revelation that the percentage of **19-year-olds qualified to Level 2** had fallen for the first time since records began. In the real world this equates to young people achieving five or more GCSEs at grades A*-C or equivalent. (Unlike the previous headline measure of school performance this doesn't have to include an English or maths qualification at grade A*-C.)



% achieving level 2 by 16/ 19



Impact of Wolf Reforms on KS4 results



Figure 2: All state-funded schools
Pupils achieving 5+ A*-C grades (including English and mathematics)

Academic year	Data rule set	%	Comment
2012/13	2013 final published result	60.6	
2013/14	'2013 methodology' (best entry result with no Wolf rules applied)	60.3⁹	The difference of 0.3 percentage points between this and the above figure covers the combined impact of: <ul style="list-style-type: none"> • impact of unregulated IGCSE entries • the cohort effect • the changes in exam structure • behaviour change that cannot be reversed in the adjusted calculations
2013/14	'2014 best entry methodology' (Wolf rules and best entry result)	58.8¹⁰	The difference of 1.5 percentage points between this indicative figure and the above figure is the result of introducing the Wolf recommendation rules into the calculation of performance measures.
2013/14	'2014 methodology' (both Wolf and early entry rules applied)	56.6¹¹	The difference of 2.2 percentage points between this and the above figure is the result of introducing the early entry policy rules into the calculation of performance measures.

